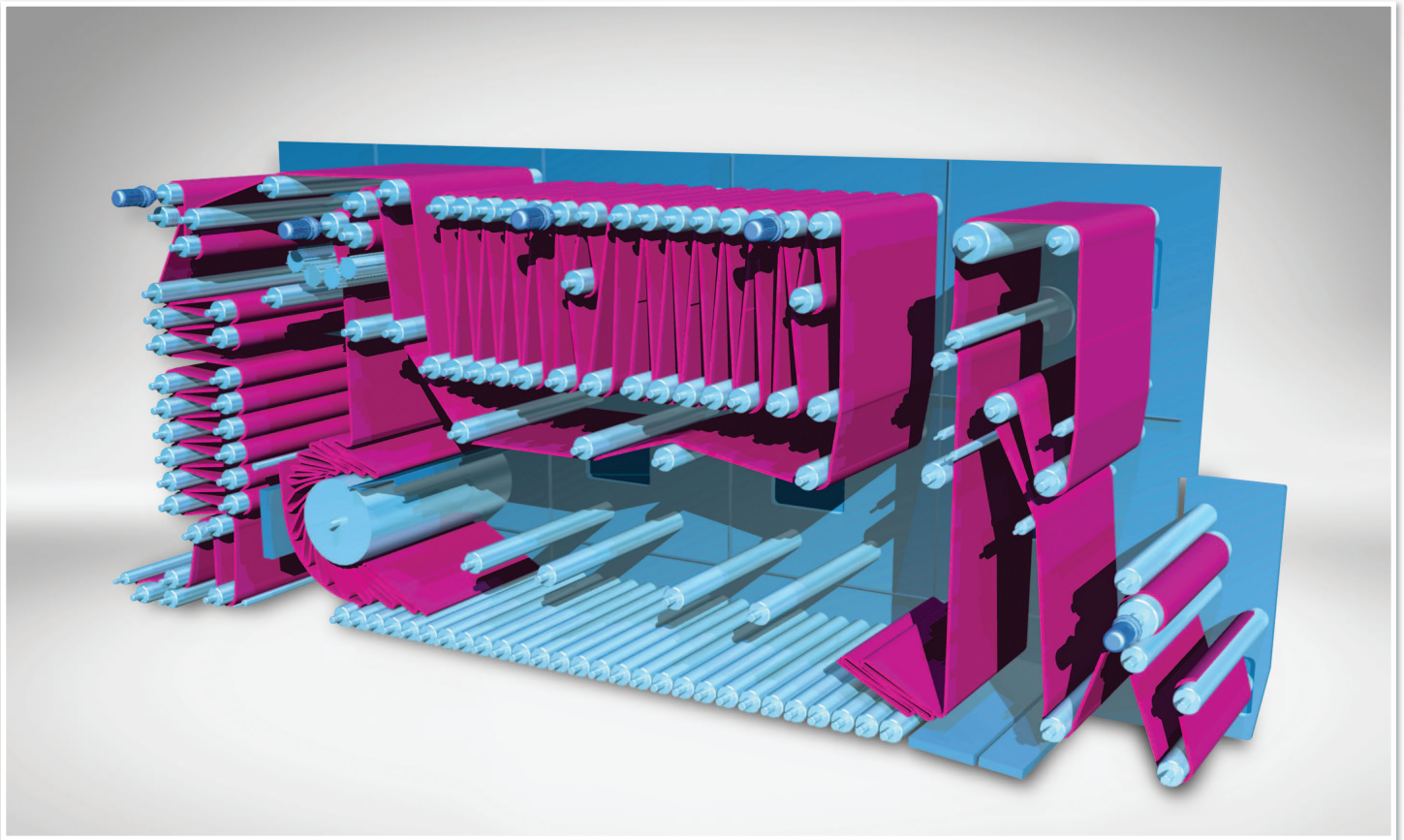


ROLLERBED STEAMER



FEATURES

Entry section with heated lip seal and horizontal fabric path for even liquor distribution

Central sections with tightstrand vertical fabric path

Dwelling section with pulling device, plaiter and reversing drum for plaiting on the rollerbed

Exit section with sensing blade, cloth tensioner and expanding unit

Spray nozzles for cleaning

Roof heating and rollerbed by-pass optional

Housing in self-supporting segment construction in ground-level or elevated execution with direct steam feeding

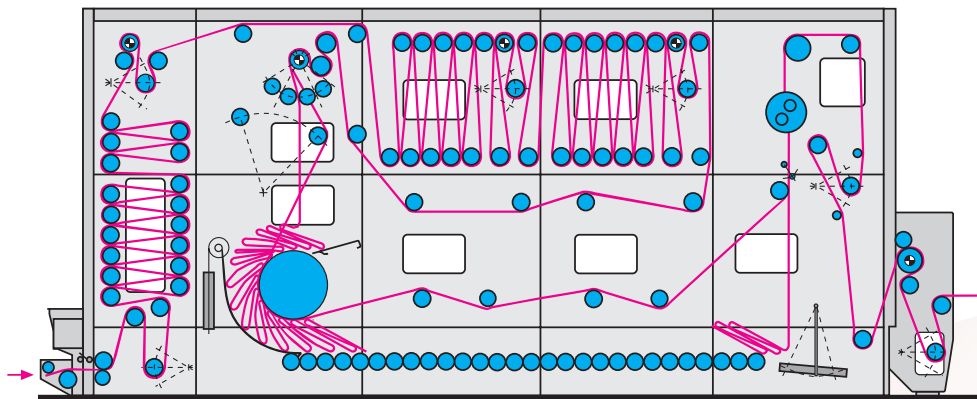
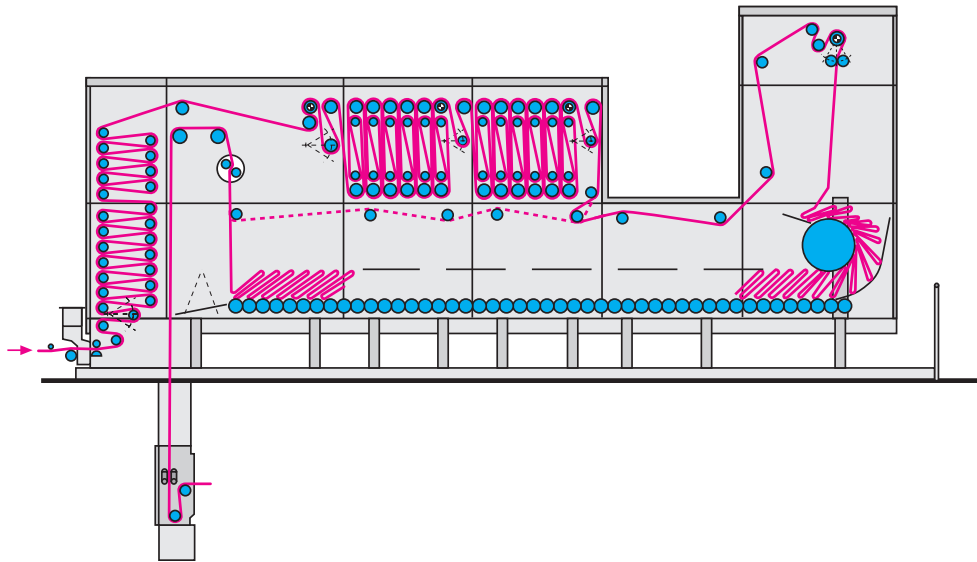
Take up of the plaited fabric at the outlet is always from the top, thus giving low tension, distortion-free fabric guiding



TEXTILE ■ NON-WOVEN

a division of KUSTERS ZIMA

TECHNICAL SPECS		
Working Width		900-3400 mm
Fabric Content	Inlet Section	22,8/21,0
	Center Section	18,0 single feeding in 27,5 double feeding in
Fabric Feeding on the Rollerbed		max. 50 kg/m ²
Steam Consumption		approx 500 kg/h



For more information call **864.576.0660** or visit KustersZima.com/textile-non-woven



TEXTILE ■ NON-WOVEN

a division of KUSTERS ZIMA